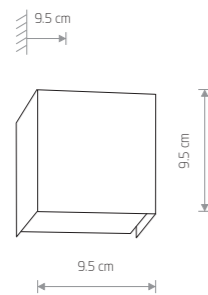


CUBE 5272



CUBE

painting steel, glass

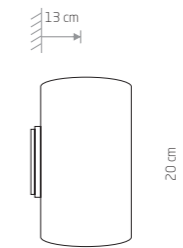
5266 5272

1xG9, max 35W

brushed stainless steel, glass

5267

1xG9, max 35W

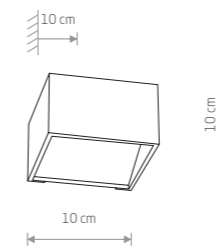


TUBE

painting aluminum

9317 9318 9320

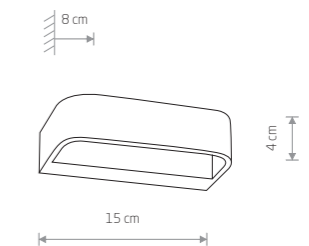
2xGU10 ES111, max 75W



LIA LED

painting aluminum

6913



GESS LED

painting aluminum

6912

Item No.	Power	Colour temp.	Luminous flux	Beam angle	Colour Rendering Index (CRI)	Input	Safety type	Power factor	Ingress protection	Lifetime
6913	7W LED	3000K	460 lm	89°	≥ 80	~220-230 V, 50/60 Hz	⊕	>0.5	IP20	10000h
6912	7W LED	3000K	450 lm	47°	≥ 80	~220-230 V, 50/60 Hz	⊕	>0.5	IP20	10000h